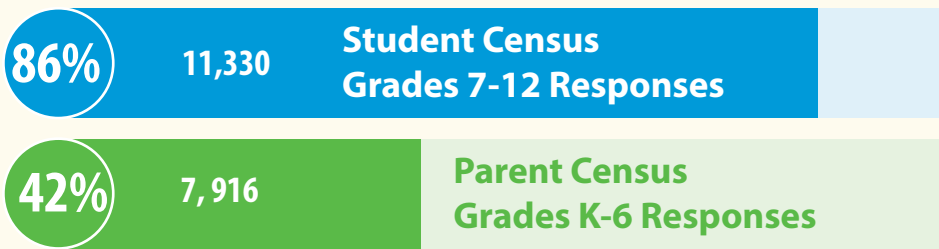


# EVERY STUDENT MATTERS: KPR CENSUS RESULTS 2018-19

Every student matters. This simple, yet profound statement is the reason we collected data about the backgrounds, experiences and needs of our students and school communities. We want to address opportunity gaps - so every student has the chance to be successful - and we want to close achievement gaps, so every student IS successful.

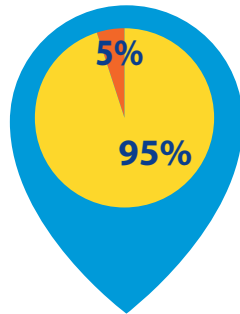
KPR students (Grades 7-12) and parents of KPR students (Grades k-6) voluntarily provided the following data to help us better understand our student population in the 2018 – 2019 school year.

## RESPONSE RATES



## COUNTRY OF BIRTH

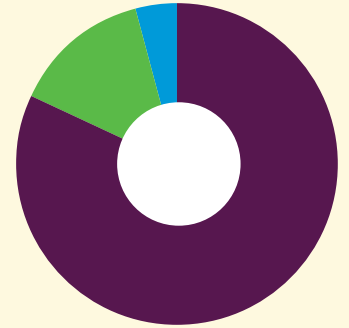
Canada Other Countries



## SEXUAL ORIENTATION

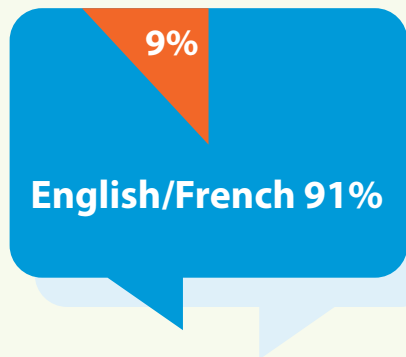
Grade 7 – 12 respondents only.

4% Questioning/Not Sure  
14% 2SLGBTQ  
82% Heterosexual

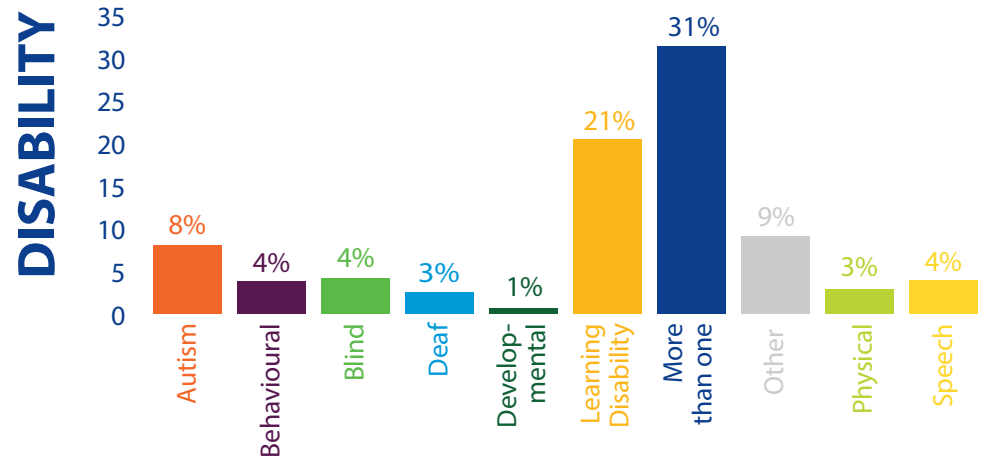


## LANGUAGES

91% selected English or French as one of the first languages they learned. The top 5 non-official languages spoken at home are: Arabic, Spanish, Tamil, Urdu and Farsi.

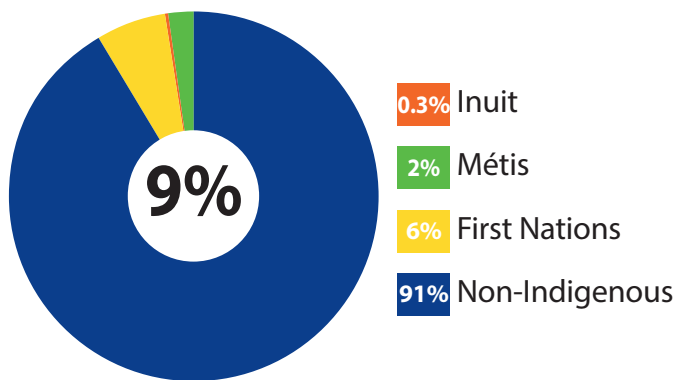


More than 2,200 respondents (12%) said that they considered themselves (or their child) to be a person with a disability. Of the 12%, types of disabilities selected were:



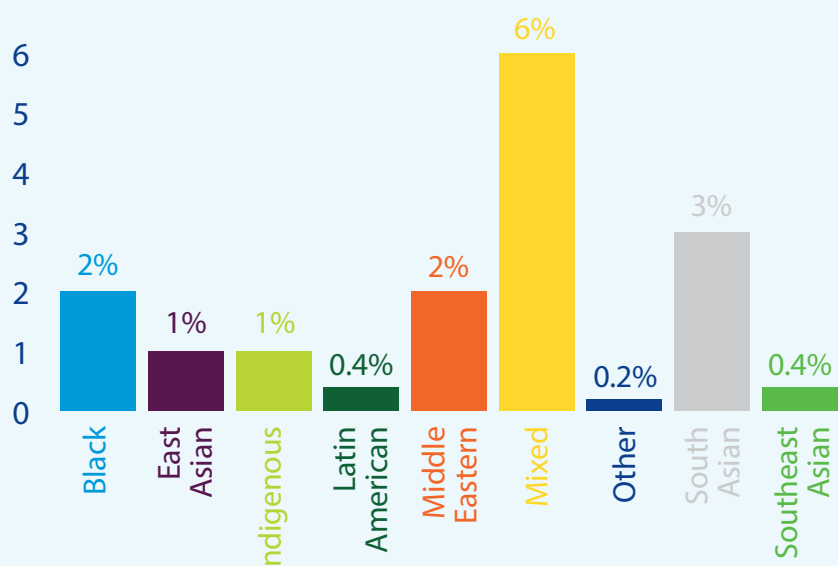
## INDIGENOUS IDENTITY

9% of respondents identified as Indigenous.

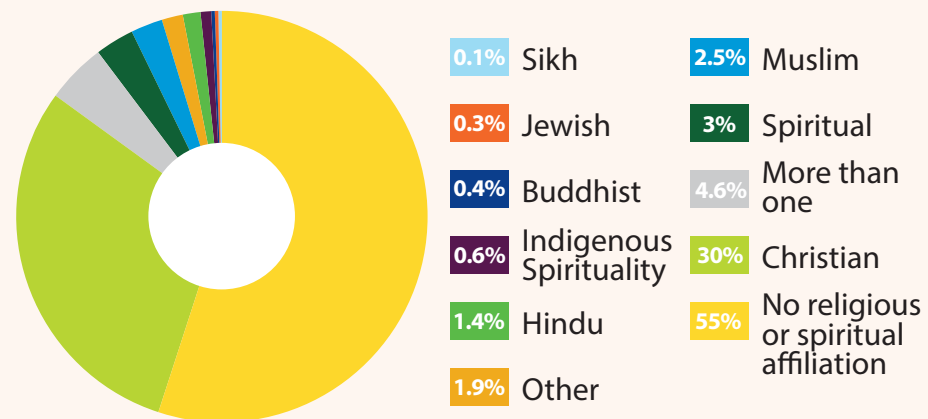


Nearly 3,000 respondents (16%) identified as racialized, while 84% of respondents identify as white. Of the 16%, racial backgrounds include:

## RACIAL BACKGROUND



## RELIGION



## RURILITY

